


**National Institutional Ranking Framework**  
Ministry of Education  
Government of India  
Welcome to Data Capturing System: OVERALL



Submitted Institute Data for NIRF'2025'

Institute Name: Gujarat Commerce College [IR-O-C-5945]

Sanctioned (Approved) Intake					
Academic Year	2023-24	2022-23	2021-22	2020-21	2019-20
UG [3 Years Program(s)]	900	900	1020	-	-
PG [2 Year Program(s)]	125	125	-	-	-

Total Actual Student Strength (Program(s) Offered by Your Institution)												
(All programs of all years)	No. of Male Students	No. of Female Students	Total Students	Within State (Including male & female)	Outside State (Including male & female)	Outside Country (Including male & female)	Economically Backward (Including male & female)	Socially Challenged (SC+ST+OBC Including male & female)	No. of students receiving full tuition fee reimbursement from the State and Central Government	No. of students receiving full tuition fee reimbursement from Institution Funds	No. of students receiving full tuition fee reimbursement from the Private Bodies	No. of students who are not receiving full tuition fee reimbursement
UG [3 Years Program(s)]	1848	938	2786	2786	0	0	138	1433	585	0	0	986
PG [2 Year Program(s)]	108	120	228	228	0	0	29	124	50	0	0	103

**Placement & Higher Studies**


**UG [3 Years Program(s)]: Placement & higher studies for previous 3 years**

Academic Year	No. of first year students intake in the year	No. of first year students admitted in the year	Academic Year	No. of students admitted through Lateral entry	Academic Year	No. of students graduating in minimum stipulated time	No. of students placed	Median salary of placed graduates(Amount in Rs.)	No. of students selected for Higher Studies
2019-20	1125	1064	2020-21	78	2021-22	816	17	233000(two lac thirty three thousand)	75
2020-21	1125	932	2021-22	38	2022-23	915	11	180000(one lac thousand )	85
2021-22	1020	998	2022-23	20	2023-24	704	19	190000(one lac ninty thousand)	78

**PG [2 Years Program(s)]: Placement & higher studies for previous 3 years**

Academic Year	No. of first year students intake in the year	No. of first year students admitted in the year	Academic Year	No. of students graduating in minimum stipulated time	No. of students placed	Median salary of placed graduates(Amount in Rs.)	No. of students selected for Higher Studies
2020-21	125	121	2021-22	101	0	0(Zero)	6
2021-22	125	121	2022-23	117	1	245304(two lac fourtyfive thousand three hundred and four )	11

2022-23	125	125	2023-24	114	0	0(Zero)
---------	-----	-----	---------	-----	---	---------



#### Ph.D Student Details (including Integrated Ph.D)

Ph.D Student Details (including Integrated Ph.D)			
Ph.D (Student pursuing doctoral program till 2023-24 Students admitted in the academic year 2024-25 should not be entered here.)			Total Students
			0
Full Time			0
Part Time			0
No. of Ph.D students graduated (including Integrated Ph.D)			
	2023-24	2022-23	2021-22
Full Time	0	0	0
Part Time	0	0	0
PG (Student pursuing MD/MS/DNB program till 2023-24 Students admitted in the academic year 2024-25 should not be entered here)			
Number of students pursuing PG (MD/MS/DNB) program			0
No. of students Graduating in PG (MD/MS/DNB) program			
	2023-24	2022-23	2021-22
0	0	0	

#### Financial Resources: Utilised Amount for the Capital expenditure for previous 3 years

Academic Year	2023-24	2022-23	2021-22
	Utilised Amount	Utilised Amount	Utilised Amount
Annual Capital Expenditure on Academic Activities and Resources (excluding expenditure on buildings)			
Library	112587 (one lac twelve thousand five hundred eighty seven)	72204 (seventy two thousand two hundred four )	27566 (twenty seven thousand five hundred sixty six)
New Equipment for Laboratories	0 (zero)	0 (zero)	0 (zero)
Engineering Workshops	0 (zero)	0 (zero)	0 (zero)
Studios	0 (zero)	0 (zero)	0 (zero)
Other expenditure on creation of Capital Assets (excluding expenditure on Land and Building)	18950000 (one corer eighty nine lac fifty thousand)	0 (ZERO)	0 (zero)

#### Financial Resources: Utilised Amount for the Operational expenditure for previous 3 years

Academic Year	2023-24	2022-23	2021-22
	Utilised Amount	Utilised Amount	Utilised Amount
Annual Operational Expenditure			
Salaries (Teaching and Non Teaching staff)	50067070 (five crore sixtyseven thousand seventy)	3959039 (thirty nine lac fifty nine thousand thirty nine)	41994260 (four crore nineteen lac ninety four thousand two hundred sixty)
Maintenance of Academic Infrastructure or consumables and other running expenditures(excluding maintenance of hostels and allied services,rent of the building, depreciation cost, etc)	4484000 (fourty four lakh eightyfour thousand)	1616033 (SIXTEEN LAC SIXTEEN THOUSAND THIRTY THREE)	1781378 (seventeen lac eighty one thousand three hundred seventy eight)





Seminars/Conferences/Workshops	832324 (eight lakh thirty two thousandthree hundred twenty four)	0 (zero)	0 (zero)
--------------------------------	--	----------	----------



#### IPR

Calendar year	2023	2022	2021
No. of Patents Published	0	0	0
No. of Patents Granted	0	0	0

#### Sponsored Research Details

Financial Year	2023-24	2022-23	2021-22
Total no. of Sponsored Projects	1	0	1
Total no. of Funding Agencies	1	0	1
Total Amount Received (Amount in Rupees)	271000	0	221000
Amount Received in Words	two lakh seventy one thousand	Zero	two lac twenty one thousand

#### Consultancy Project Details

Financial Year	2023-24	2022-23	2021-22
Total no. of Consultancy Projects	0	0	0
Total no. of Client Organizations	0	0	0
Total Amount Received (Amount in Rupees)	0	0	0
Amount Received in Words	Zero	Zero	Zero

#### Executive Development Program/Management Development Programs


Financial Year	2023-24	2022-23	2021-22
Total no. of Executive Development Programs/ Management Development Programs	12	0	0
Total no. of Participants	667	0	0
Total Annual Earnings (Amount in Rupees)(Excluding Lodging & Boarding Charges)	489722	0	0
Total Annual Earnings in Words	four lac eighty nine thousand seven hundred twenty two ro	Zero	Zero

#### PCS Facilities: Facilities of physically challenged students

1. Do your institution buildings have Lifts/Ramps?	Yes, more than 80% of the buildings
2. Do your institution have provision for walking aids, including wheelchairs and transportation from one building to another for handicapped students?	Yes
3. Do your institution buildings have specially designed toilets for handicapped students?	Yes, more than 80% of the buildings

#### Accreditation





### NAAC Accreditation

1. Does your institute have a valid NAAC Accreditation?	YES	
Valid from	Valid upto	CGPA
30-09-2019	30-12-2024	2.47

### Multiple Entry/Exit and Indian Knowledge System

1. Has your institution implemented multiple entry/exit in your institution?	NO
2. Has your institution been teaching courses in Indian Languages?	YES
3. Has your institution introduced courses on Indian Knowledge System?	YES
4. Has your institution established the Grievance Redressal Cell?	YES
5. Is your institution admitting students through National and State Level entrance exam?	NO

### Sustainable Living Practices

1. What specific programs does the institution/university have in place to reduce or eliminate single-use plastics on campus?
• Ban on single-use plastic items (e.g., straws, cutlery, plates)
2. What actions has the institution/university taken to reduce its carbon footprint? (Select all that apply)
• Energy-efficient buildings
• Renewable energy installations
• Offsetting emissions
• Sustainable procurement
3. What is the level of recycling infrastructure available on your campus?
• Comprehensive infrastructure (bins, awareness, collection systems)
4. What type of rainwater harvesting system has been implemented at your institution/university?
• Rooftop Rainwater Harvesting System
• Surface Runoff Harvesting System
• Percolation Pit System
• Storage Tank System
5. Which renewable energy sources are installed on your institution/ university campus ? (Please select all that apply)
• Solar Panels
6. What is the institution's approach to minimizing food waste?
• Food donation programs
• Composting systems
• Sustainable food procurement



Faculty Details										Association Type
Smo	Name	Age	Designation	Gender	Qualification	Experience (In Months)	Currently working with Institution?	Joining Date	Leaving Date	Regular
1	Dr BHAVIKA L PATEL	41	Assistant Professor	Female	Ph.D	229	Yes	09-11-2023	-	
2	DR Ravindra Ladhahai Mojdra	45	Assistant Professor	Male	Ph.D	238	Yes	14-12-2021	-	Regular
3	prof Hetal S Solanki	32	Assistant Professor	Female	NET	73	Yes	03-11-2023	-	Regular
4	ASHA BHRAMKSHATRIYA	29	Assistant Professor	Female	NET	74	Yes	01-11-2023	-	Regular
5	Dr Hemali Shah	41	Assistant Professor	Female	Ph.D	217	No	13-02-2014	02-11-2023	Regular
6	DR Sheelaben Bhadani	55	Associate Professor	Female	Ph.D	374	Yes	11-12-2021	-	Regular
7	PROF SMITA NAGRECHA	49	Assistant Professor	Female	Ph.D	276	No	16-06-2006	01-08-2024	Regular
8	DR HARDEEPSINH GOHIL	42	Assistant Professor	Male	M. Phil	200	Yes	17-01-2013	-	Regular
9	Dr Rina M Shah	42	Assistant Professor	Female	Ph.D	244	Yes	20-01-2022	-	Regular
10	Prof Jayesh C Malhar	42	Assistant Professor	Male	SET	120	Yes	02-11-2023	-	Regular
11	Dr Ashwin S Prajapati	51	Dean / Principal / Director / Vice Chancellor	Male	Ph.D	334	Yes	17-10-2024	-	Regular
12	Dr Mamta A Patel	43	Assistant Professor	Female	Ph.D	231	Yes	03-11-2023	-	Regular
13	DR VANDANA G TRIVEDI	46	Assistant Professor	Female	Ph.D	184	Yes	08-03-2013	-	Regular
14	DR MEET SHAH	29	Assistant Professor	Male	Ph.D	102	Yes	07-06-2021	-	Regular
15	Dr Jyotsanaben I Patel	62	Dean / Principal / Director / Vice Chancellor	Female	Ph.D	480	No	21-08-2020	15-06-2024	Regular
16	DR SONAL S SOLANKI	39	Assistant Professor	Female	Ph.D	114	Yes	10-07-2015	-	Regular
17	Bhavin S Shah	53	Associate Professor	Male	ICWA	374	Yes	11-12-2021	-	Regular
18	DR JIGNESH J GONDALIYA	39	Assistant Professor	Male	Ph.D	156	Yes	06-02-2014	-	Regular
19	DR SHILPA MOTWANI	38	Assistant Professor	Female	Ph.D	114	Yes	08-07-2015	-	Regular
20	Vidhi Ravrani	29	Assistant Professor	Female	M.A	36	Yes	16-12-2021	-	Regular
21	Dr Avani Mukulkumar Bhatt	48	Assistant Professor	Female	Ph.D	205	Yes	02-11-2023	-	Regular
22	DR RAMESH K CHOVAIYA	55	Associate Professor	Male	Ph.D	267	Yes	14-12-2021	-	Regular
23	Prof Anjani kumar Niraj	46	Assistant Professor	Male	M.COM	30	Yes	01-11-2023	-	Regular



PRINCIPAL  
GUJARAT COMMERCE COLLEGE  
AHMEDABAD